

Scaled data based on original data using
LM-79-08 Approved Method: Electrical and Photometric Measurements of Solid-
State Lighting Products

Test Report Prepared for
Cooper Lighting Solutions
(formerly Eaton)

Brand: McGRAW-EDISON

Report Number: P228172

Luminaire Tested: **ISC-AF-1200-LED-E1-SL2-7050**

Issue Date: 3/3/2020

Test Information

Test Method: LM-79-08
Report Number: P228172
TEST IS SCALED FROM IESNA LM-79-08 TEST DATA (P29761)
Test Lab: INNOVATION CENTER-P2
Issue Date: 3/3/2020
Manufacturer: COOPER LIGHTING SOLUTIONS (FORMERLY EATON)
Product Line: MCGRAW-EDISON
Catalog Number: ISC-AF-1200-LED-E1-SL2-7050
Description: IMPACT ELITE LED CYLINDER LUMINAIRE
LIGHT SQUARE WITH ACCULED OPTICS-TYPE II W/SPILL CONTROL
Light Source: (16) 5000K CCT, 70 CRI LEDs
Ballast/Driver: ELECTRONIC DRIVER

Summary

Lumens per Lamp: N/A
Luminaire Lumens: 6225 lumens
Efficiency: N/A
Efficacy: 94.3 lumens/watt
Luminous Opening: Rectangular (W 0.5' x L: 0.5' x H: 0')
IES Classification: Type III - Medium - Non-Cutoff
BUG Rating: B1 - U0 - G2

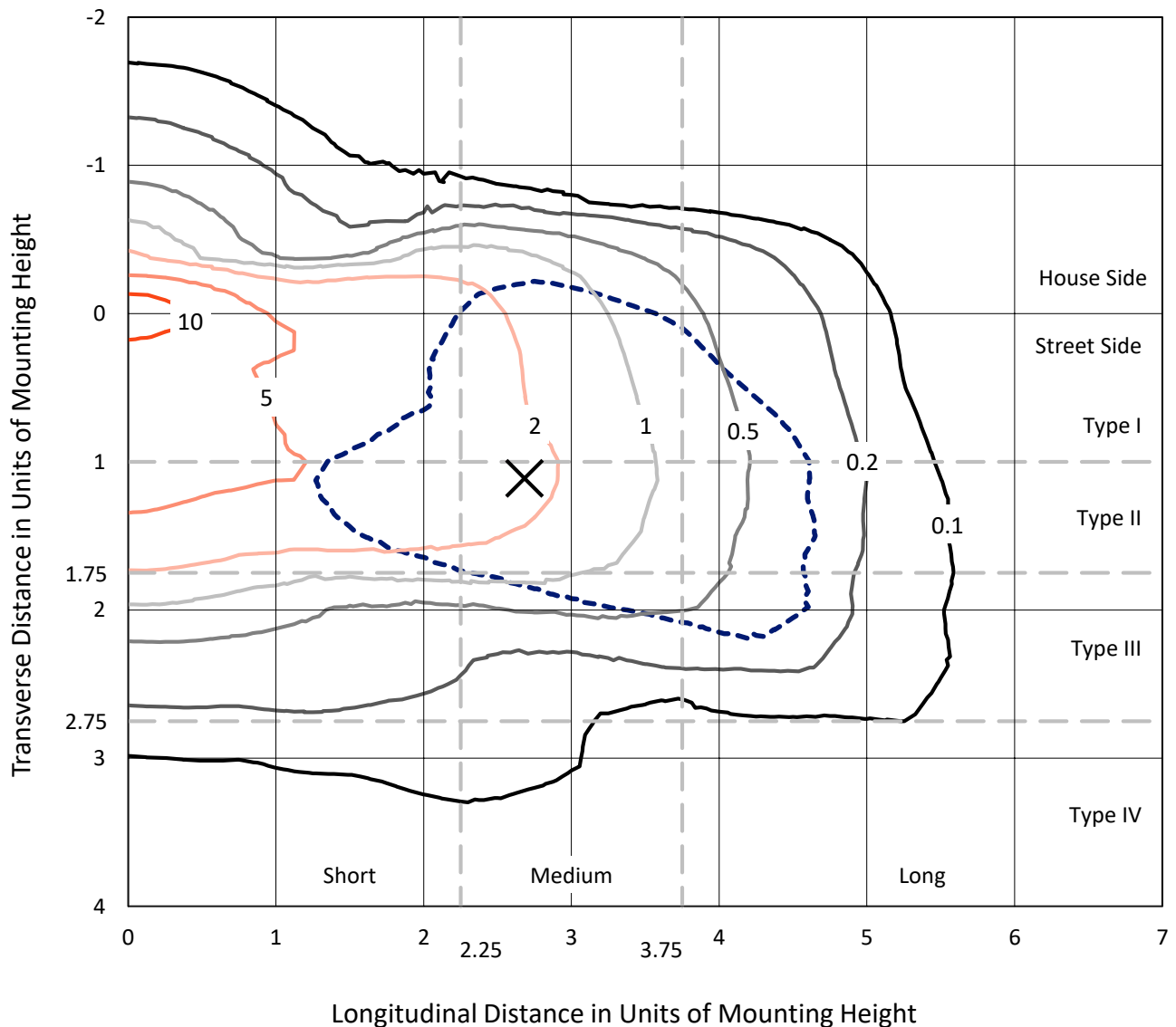
Input Watts (W): 66
Input Voltage (V): 120
Input Current (Ain): NR
Voltage Rise (V): NR
Power Factor: NR
Total Harmonic Distortion (THDi): NR
Frequency (hertz): 60
Stabilization Time: NR
Operation Time: NR
Ambient Temperature (°C): NR
Test Distance: 25 FT



REPORT NUMBER: P228172
 CATALOG NUMBER: ISC-AF-1200-LED-E1-SL2-7050

Iso-Footcandle Lines of Horizontal Illumination

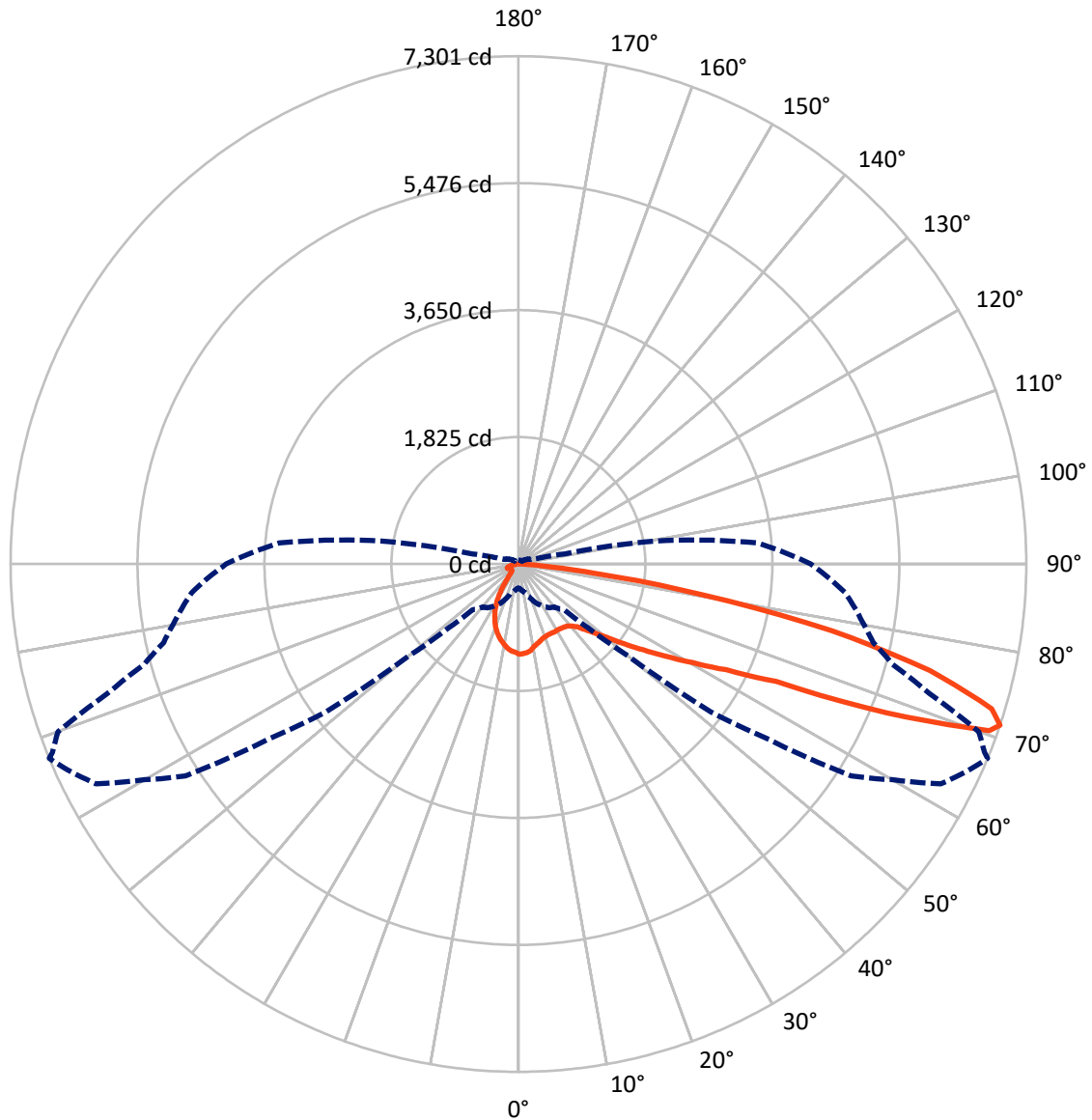
× Max cd
 - - - 1/2 Max cd



Based on 10 foot mounting height. Maximum calculated value = 13 fc
 Type III - Medium - Non-Cutoff

REPORT NUMBER: P228172
CATALOG NUMBER: ISC-AF-1200-LED-E1-SL2-7050

Luminous Intensity Polar Plot



— Vertical Plane Through 67.5-Deg Lateral - - - Horizontal Cone Through 71-Deg Vertical

REPORT NUMBER: P228172

CATALOG NUMBER: ISC-AF-1200-LED-E1-SL2-7050

FLUX DISTRIBUTION:

		Downward	Upward	Total
House Side	Lumens	1049.0	0.0	1049.0
	% Fixture	16.9	0.0	16.9
Street Side	Lumens	5176.0	0.0	5176.0
	% Fixture	83.1	0.0	83.1
Total	Lumens	6225.0	0.0	6225.0
	% Fixture	100.0	0.0	100.0

ZONAL LUMENS:

Zone	Lumens	% Fixture
0°-10°	113.2	1.8
10°-20°	270.8	4.4
20°-30°	368.3	5.9
30°-40°	503.3	8.1
40°-50°	758.4	12.2
50°-60°	1201.9	19.3
60°-70°	1591.2	25.6
70°-80°	1267.6	20.4
80°-90°	150.3	2.4
90°-100°	0.0	0.0
100°-110°	0.0	0.0
110°-120°	0.0	0.0
120°-130°	0.0	0.0
130°-140°	0.0	0.0
140°-150°	0.0	0.0
150°-160°	0.0	0.0
160°-170°	0.0	0.0
170°-180°	0.0	0.0
0°-90°	6225.0	100.0
0°-180°	6225.0	100.0

Coefficient of Utilization



REPORT NUMBER: P228172

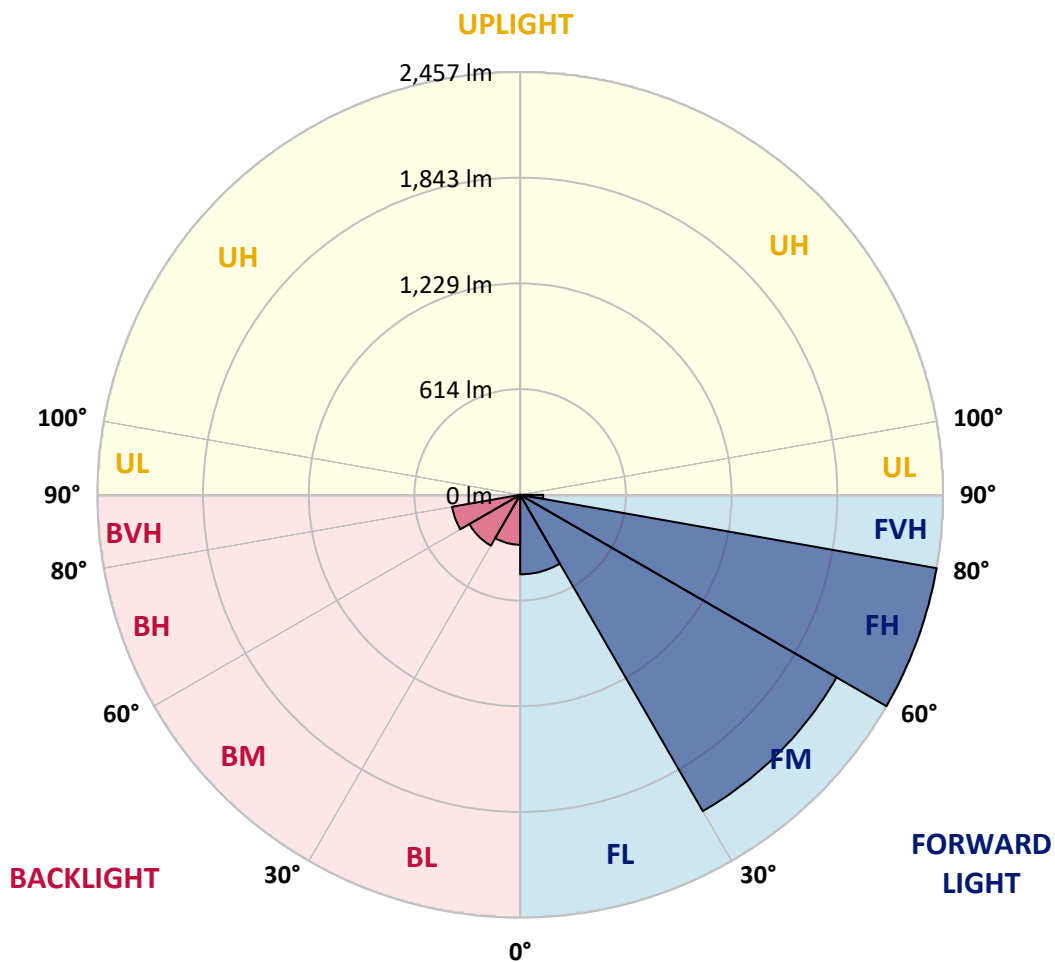
CATALOG NUMBER: ISC-AF-1200-LED-E1-SL2-7050

LUMINAIRE CLASSIFICATION SYSTEM LUMEN TABLE AND BUG RATING:

Zone	Lumens	% Fixture	Zone Rating/Lumen Limit		
			B	U	G
FL (0°-30°)	461.9	7.4			
FM (30°-60°)	2122.8	34.1			
FH (60°-80°)	2457.3	39.5			G2/5000
FVH (80°-90°)	134.0	2.2			G2/225
BL (0°-30°)	290.4	4.7	B1/500		
BM (30°-60°)	340.9	5.5	B1/1000		
BH (60°-80°)	401.5	6.4	B1/500		G1/500
BVH (80°-90°)	16.3	0.3			G1/100
UL (90°-100°)	0.0	0.0		U0/0	
UH (100°-180°)	0.0	0.0		U0/0	

BUG Rating: B1-U0-G2

Type III Medium





REPORT NUMBER: P228172

CATALOG NUMBER: ISC-AF-1200-LED-E1-SL2-7050

CANDELA DISTRIBUTION (FULL):

	0°	5°	15°	25°	35°	37.5°	40°	42.5°	45°	47.5°	50°
0°	1297.2	1297.2	1297.2	1297.2	1297.2	1297.2	1297.2	1297.2	1297.2	1297.2	1297.2
2.5°	1273.3	1269.0	1269.0	1275.5	1286.4	1277.7	1284.2	1284.2	1286.4	1292.9	1295.0
5°	1179.9	1171.2	1179.9	1188.6	1212.5	1208.1	1214.6	1221.2	1234.2	1236.4	1253.8
7.5°	1095.1	1090.8	1097.3	1114.7	1145.1	1136.4	1145.1	1153.8	1169.0	1175.5	1192.9
10°	1030.0	1023.4	1032.1	1045.2	1075.6	1073.4	1077.8	1088.6	1106.0	1110.3	1132.1
12.5°	982.1	982.1	986.5	1003.9	1030.0	1027.8	1040.8	1047.3	1062.5	1066.9	1090.8
15°	958.2	951.7	960.4	975.6	1001.7	1001.7	1010.4	1016.9	1038.6	1040.8	1062.5
17.5°	936.5	938.7	940.9	958.2	982.1	977.8	988.7	993.0	1016.9	1012.6	1038.6
20°	936.5	940.9	938.7	949.6	966.9	958.2	971.3	973.5	999.5	993.0	1021.3
22.5°	962.6	966.9	960.4	958.2	964.8	958.2	964.8	969.1	988.7	984.3	1010.4
25°	1008.2	1016.9	1008.2	993.0	986.5	969.1	973.5	980.0	995.2	984.3	1008.2
27.5°	1079.9	1086.4	1071.2	1056.0	1025.6	1006.0	999.5	997.4	1014.7	997.4	1016.9
30°	1162.5	1171.2	1158.2	1129.9	1086.4	1053.9	1040.8	1034.3	1045.2	1019.1	1038.6
32.5°	1251.6	1260.3	1251.6	1229.9	1171.2	1123.4	1106.0	1090.8	1099.5	1064.7	1073.4
35°	1342.8	1351.5	1360.2	1347.2	1271.1	1216.8	1188.6	1175.5	1173.4	1129.9	1132.1
37.5°	1423.2	1431.9	1460.2	1473.2	1403.7	1329.8	1303.7	1275.5	1277.7	1216.8	1216.8
40°	1521.0	1531.9	1568.8	1599.2	1553.6	1464.5	1434.1	1403.7	1403.7	1323.3	1325.5
42.5°	1653.6	1666.6	1690.5	1731.8	1716.6	1625.3	1592.7	1551.4	1555.8	1460.2	1458.0
45°	1840.4	1849.1	1849.1	1875.2	1877.4	1790.5	1768.7	1727.5	1736.1	1614.5	1621.0
47.5°	2083.8	2072.9	2029.5	2044.7	2062.1	1970.8	1951.3	1925.2	1936.0	1805.7	1818.7
50°	2309.8	2301.1	2212.0	2216.4	2279.4	2185.9	2179.4	2146.8	2162.0	2031.7	2051.2
52.5°	2394.5	2379.3	2290.2	2338.0	2514.0	2461.9	2472.8	2457.5	2466.2	2327.2	2322.8
55°	2298.9	2298.9	2244.6	2331.5	2690.0	2718.3	2807.4	2842.1	2879.1	2740.0	2709.6
57.5°	2033.8	2051.2	2059.9	2214.2	2661.8	2783.5	2953.0	3100.7	3289.8	3281.1	3326.7
60°	1594.9	1625.3	1675.3	1927.4	2540.1	2740.0	2959.5	3181.1	3441.9	3609.2	3856.9
62.5°	1119.0	1145.1	1186.4	1360.2	2185.9	2529.2	2846.5	3187.6	3520.1	3783.0	4108.9
65°	760.5	786.6	873.5	969.1	1318.9	1818.7	2303.3	2868.2	3374.5	3863.4	4302.3
67.5°	547.6	562.8	630.1	790.9	877.8	969.1	1149.5	1814.4	2438.0	3422.3	4063.3
70°	410.7	425.9	486.7	664.9	771.4	795.3	838.7	956.1	1114.7	1923.0	2763.9
71°	343.3	365.0	438.9	625.8	767.0	786.6	806.1	875.7	927.8	1360.2	2051.2
72.5°	241.2	256.4	325.9	578.0	736.6	782.2	827.9	825.7	821.4	927.8	1240.7
75°	154.3	154.3	154.3	325.9	786.6	758.3	775.7	869.2	821.4	780.1	817.0
77.5°	121.7	119.5	113.0	163.0	614.9	769.2	814.8	838.7	884.4	814.8	777.9
80°	91.3	89.1	89.1	102.1	284.6	497.6	688.8	764.9	797.5	867.0	790.9
82.5°	47.8	47.8	52.1	60.8	106.5	173.8	356.4	586.7	656.2	660.6	667.1
85°	15.2	13.0	17.4	28.2	45.6	56.5	100.0	236.8	352.0	425.9	449.8
87.5°	0.0	0.0	0.0	0.0	0.0	0.0	0.0	6.5	8.7	15.2	19.6
90°	0.0	0.0	0.0	0.0	0.0	0.0	0.0	0.0	0.0	0.0	0.0



REPORT NUMBER: P228172

CATALOG NUMBER: ISC-AF-1200-LED-E1-SL2-7050

CANDELA DISTRIBUTION (continued):

	52.5°	55°	57.5°	60°	62.5°	65°	67.5°	68°	70°	72.5°	75°
0°	1297.2	1297.2	1297.2	1297.2	1297.2	1297.2	1297.2	1297.2	1297.2	1297.2	1297.2
2.5°	1288.5	1297.2	1290.7	1299.4	1288.5	1301.6	1290.7	1297.2	1299.4	1290.7	1301.6
5°	1242.9	1269.0	1260.3	1279.8	1271.1	1288.5	1279.8	1297.2	1297.2	1290.7	1305.9
7.5°	1186.4	1212.5	1214.6	1234.2	1234.2	1255.9	1255.9	1273.3	1282.0	1282.0	1303.7
10°	1129.9	1153.8	1158.2	1179.9	1184.2	1210.3	1210.3	1234.2	1251.6	1258.1	1284.2
12.5°	1086.4	1116.9	1116.9	1140.8	1136.4	1175.5	1179.9	1201.6	1219.0	1234.2	1269.0
15°	1060.4	1088.6	1088.6	1112.5	1108.2	1147.3	1153.8	1175.5	1201.6	1210.3	1258.1
17.5°	1034.3	1062.5	1056.0	1088.6	1086.4	1129.9	1125.6	1158.2	1179.9	1192.9	1247.2
20°	1012.6	1045.2	1040.8	1073.4	1064.7	1112.5	1112.5	1145.1	1166.8	1177.7	1240.7
22.5°	1001.7	1036.5	1027.8	1060.4	1053.9	1101.7	1101.7	1134.3	1158.2	1175.5	1238.5
25°	1001.7	1032.1	1023.4	1060.4	1049.5	1101.7	1099.5	1132.1	1156.0	1171.2	1240.7
27.5°	1006.0	1036.5	1030.0	1064.7	1056.0	1101.7	1106.0	1134.3	1158.2	1175.5	1245.1
30°	1021.3	1049.5	1034.3	1066.9	1060.4	1103.8	1101.7	1132.1	1156.0	1177.7	1245.1
32.5°	1053.9	1069.1	1049.5	1077.8	1064.7	1108.2	1108.2	1129.9	1158.2	1184.2	1245.1
35°	1099.5	1110.3	1079.9	1099.5	1075.6	1119.0	1116.9	1140.8	1162.5	1184.2	1249.4
37.5°	1164.7	1177.7	1129.9	1147.3	1108.2	1142.9	1134.3	1162.5	1184.2	1197.3	1271.1
40°	1262.5	1266.8	1203.8	1216.8	1162.5	1192.9	1171.2	1210.3	1221.2	1229.9	1303.7
42.5°	1382.0	1386.3	1305.9	1314.6	1245.1	1271.1	1234.2	1275.5	1290.7	1288.5	1368.9
45°	1529.7	1531.9	1440.6	1447.1	1366.8	1388.5	1342.8	1377.6	1388.5	1382.0	1464.5
47.5°	1690.5	1707.9	1605.8	1614.5	1529.7	1540.6	1484.1	1523.2	1523.2	1516.7	1601.4
50°	1903.5	1929.5	1810.0	1823.1	1725.3	1734.0	1668.8	1710.1	1705.7	1688.3	1783.9
52.5°	2168.5	2192.4	2066.4	2083.8	1979.5	1983.9	1903.5	1951.3	1938.2	1910.0	2020.8
55°	2492.3	2494.5	2377.1	2392.4	2288.1	2281.5	2181.6	2240.3	2220.7	2181.6	2283.7
57.5°	3011.6	2948.6	2755.2	2750.9	2637.9	2629.2	2501.0	2572.7	2540.1	2457.5	2592.3
60°	3848.2	3867.8	3374.5	3298.5	3087.7	3048.6	2879.1	2961.7	2922.5	2787.8	2920.4
62.5°	4319.7	4630.4	4600.0	4326.2	3783.0	3635.3	3348.4	3446.2	3344.1	3146.4	3270.2
65°	4669.5	5091.1	5334.5	5597.4	5354.0	4749.9	4072.0	4208.9	3959.0	3583.1	3702.6
67.5°	4799.9	5308.4	5821.2	6194.9	6449.1	6494.8	5710.4	5747.3	5132.4	4380.6	4395.8
70°	4117.6	4867.3	5871.2	6344.8	6849.0	7096.7	7179.2	7140.1	6742.5	5677.8	5271.4
71°	3489.7	4397.9	5671.3	6199.3	6844.6	7083.6	7300.9	7227.0	7042.3	6192.7	5569.1
72.5°	2364.1	3504.9	5086.7	5756.0	6616.5	6790.3	7116.2	6985.9	6946.7	6577.3	5847.3
75°	1112.5	1747.0	3309.3	4321.9	5599.5	5766.9	6108.0	5947.2	5845.1	5971.1	5562.6
77.5°	819.2	953.9	1816.5	2685.7	4072.0	4308.8	4602.2	4404.5	4274.1	4400.1	4115.5
80°	745.3	749.6	940.9	1416.7	2429.3	2570.5	2681.4	2520.6	2322.8	2314.1	2051.2
82.5°	686.6	649.7	610.6	749.6	1245.1	1184.2	1095.1	1014.7	788.8	632.3	456.3
85°	436.8	478.0	434.6	410.7	495.4	408.5	323.8	310.7	219.5	147.8	136.9
87.5°	30.4	34.8	41.3	47.8	58.7	47.8	30.4	36.9	21.7	0.0	10.9
90°	0.0	0.0	0.0	0.0	0.0	0.0	0.0	0.0	0.0	0.0	0.0



REPORT NUMBER: P228172

CATALOG NUMBER: ISC-AF-1200-LED-E1-SL2-7050

CANDELA DISTRIBUTION (continued):

	77.5°	80°	85°	90°	95°	100°	102.5°	105°	107.5°	110°	112.5°
0°	1297.2	1297.2	1297.2	1297.2	1297.2	1297.2	1297.2	1297.2	1297.2	1297.2	1297.2
2.5°	1286.4	1297.2	1301.6	1299.4	1295.0	1290.7	1275.5	1286.4	1271.1	1282.0	1269.0
5°	1292.9	1308.1	1310.3	1305.9	1301.6	1292.9	1266.8	1282.0	1264.6	1273.3	1253.8
7.5°	1290.7	1314.6	1316.8	1312.4	1303.7	1288.5	1262.5	1273.3	1245.1	1251.6	1225.5
10°	1279.8	1314.6	1316.8	1305.9	1292.9	1269.0	1238.5	1242.9	1214.6	1214.6	1179.9
12.5°	1269.0	1310.3	1321.1	1305.9	1284.2	1251.6	1216.8	1212.5	1179.9	1177.7	1138.6
15°	1269.0	1314.6	1329.8	1310.3	1277.7	1232.0	1190.7	1182.1	1145.1	1134.3	1090.8
17.5°	1266.8	1314.6	1336.3	1310.3	1271.1	1212.5	1160.3	1151.6	1103.8	1086.4	1036.5
20°	1264.6	1318.9	1340.7	1305.9	1251.6	1188.6	1129.9	1112.5	1060.4	1032.1	973.5
22.5°	1262.5	1327.6	1345.0	1301.6	1238.5	1158.2	1097.3	1066.9	1006.0	969.1	899.6
25°	1273.3	1338.5	1347.2	1297.2	1219.0	1125.6	1060.4	1019.1	951.7	903.9	821.4
27.5°	1277.7	1349.4	1351.5	1288.5	1195.1	1090.8	1021.3	964.8	888.7	830.0	736.6
30°	1290.7	1351.5	1345.0	1271.1	1166.8	1047.3	975.6	906.1	821.4	745.3	634.5
32.5°	1295.0	1358.1	1340.7	1251.6	1138.6	1003.9	923.5	843.1	741.0	651.9	517.1
35°	1303.7	1362.4	1336.3	1240.7	1108.2	958.2	869.2	777.9	660.6	547.6	393.3
37.5°	1316.8	1382.0	1347.2	1236.4	1093.0	919.1	808.3	710.5	565.0	432.4	260.7
40°	1349.4	1421.1	1366.8	1242.9	1082.1	886.5	749.6	641.0	456.3	319.4	180.4
42.5°	1414.6	1488.4	1416.7	1275.5	1088.6	858.3	688.8	567.1	345.5	228.2	149.9
45°	1512.3	1575.3	1499.3	1329.8	1114.7	843.1	632.3	491.1	247.7	182.5	136.9
47.5°	1655.7	1716.6	1621.0	1416.7	1160.3	836.6	573.6	410.7	191.2	165.1	132.5
50°	1844.8	1916.5	1797.0	1553.6	1245.1	843.1	510.6	334.6	167.3	160.8	130.4
52.5°	2077.3	2146.8	2027.3	1755.7	1384.1	880.0	443.3	291.2	158.6	158.6	128.2
55°	2340.2	2438.0	2320.7	2036.0	1599.2	960.4	402.0	276.0	158.6	160.8	126.0
57.5°	2650.9	2733.5	2629.2	2305.4	1857.8	1093.0	406.3	291.2	158.6	160.8	123.9
60°	2955.1	3057.3	2937.8	2648.8	2153.3	1292.9	495.4	369.4	165.1	167.3	123.9
62.5°	3272.4	3350.6	3252.8	2948.6	2488.0	1540.6	673.6	534.5	191.2	197.7	132.5
65°	3620.0	3748.2	3646.1	3396.2	2961.7	1936.0	1012.6	801.8	282.5	230.3	145.6
67.5°	4221.9	4274.1	4224.1	3996.0	3515.7	2262.0	1206.0	814.8	282.5	223.8	163.0
70°	5036.8	4919.4	4695.6	4269.7	3574.4	2029.5	864.8	497.6	241.2	212.9	171.7
71°	5225.8	5045.5	4715.2	4202.4	3452.7	1831.7	671.4	393.3	226.0	208.6	171.7
72.5°	5341.0	5071.5	4571.8	4004.6	3213.7	1442.8	443.3	308.6	206.4	197.7	165.1
75°	5191.0	4693.5	4037.2	3465.8	2631.4	749.6	278.1	234.7	176.0	171.7	143.4
77.5°	4122.0	3685.2	2979.0	2518.4	1692.7	332.5	199.9	178.2	139.1	134.7	110.8
80°	1923.0	1542.8	903.9	775.7	532.4	195.6	136.9	121.7	100.0	95.6	78.2
82.5°	349.8	262.9	204.3	197.7	178.2	115.2	80.4	73.9	63.0	60.8	50.0
85°	119.5	115.2	86.9	86.9	89.1	60.8	45.6	43.5	32.6	32.6	21.7
87.5°	2.2	10.9	10.9	15.2	13.0	10.9	4.3	6.5	2.2	6.5	0.0
90°	0.0	0.0	0.0	0.0	0.0	0.0	0.0	0.0	0.0	0.0	0.0



REPORT NUMBER: P228172

CATALOG NUMBER: ISC-AF-1200-LED-E1-SL2-7050

CANDELA DISTRIBUTION (continued):

	115°	117.5°	120°	122.5°	125°	127.5°	130°	135°	145°	155°	165°
0°	1297.2	1297.2	1297.2	1297.2	1297.2	1297.2	1297.2	1297.2	1297.2	1297.2	1297.2
2.5°	1279.8	1262.5	1277.7	1262.5	1271.1	1253.8	1264.6	1258.1	1258.1	1251.6	1247.2
5°	1260.3	1238.5	1249.4	1232.0	1240.7	1214.6	1221.2	1210.3	1188.6	1175.5	1158.2
7.5°	1232.0	1199.4	1208.1	1182.1	1188.6	1153.8	1160.3	1140.8	1099.5	1073.4	1047.3
10°	1182.1	1151.6	1153.8	1121.2	1119.0	1084.3	1077.8	1051.7	990.8	947.4	912.6
12.5°	1132.1	1097.3	1093.0	1053.9	1047.3	1006.0	997.4	956.1	867.0	782.2	727.9
15°	1079.9	1036.5	1023.4	982.1	958.2	923.5	899.6	838.7	710.5	599.7	528.0
17.5°	1021.3	964.8	945.2	897.4	862.6	810.5	775.7	693.2	528.0	408.5	358.5
20°	945.2	884.4	849.6	788.8	743.1	680.1	636.7	530.2	352.0	291.2	284.6
22.5°	860.5	788.8	745.3	669.3	612.8	545.4	475.9	358.5	249.9	236.8	245.5
25°	771.4	682.3	625.8	532.4	456.3	378.1	312.9	239.0	204.3	202.1	215.1
27.5°	664.9	562.8	482.4	371.6	302.0	241.2	212.9	189.0	173.8	176.0	189.0
30°	547.6	415.0	330.3	232.5	202.1	176.0	171.7	163.0	156.4	160.8	169.5
32.5°	408.5	265.1	212.9	167.3	165.1	149.9	154.3	149.9	147.8	149.9	156.4
35°	276.0	176.0	167.3	143.4	147.8	136.9	143.4	141.2	139.1	139.1	143.4
37.5°	191.2	145.6	149.9	132.5	139.1	130.4	136.9	134.7	132.5	130.4	132.5
40°	158.6	132.5	139.1	126.0	132.5	123.9	130.4	128.2	126.0	121.7	121.7
42.5°	145.6	126.0	132.5	119.5	128.2	117.3	126.0	121.7	117.3	113.0	115.2
45°	141.2	121.7	128.2	115.2	123.9	113.0	119.5	117.3	108.6	106.5	108.6
47.5°	136.9	119.5	126.0	113.0	119.5	108.6	115.2	110.8	102.1	100.0	102.1
50°	134.7	115.2	121.7	108.6	115.2	106.5	110.8	106.5	97.8	95.6	95.6
52.5°	132.5	113.0	119.5	104.3	110.8	97.8	104.3	100.0	91.3	89.1	89.1
55°	132.5	110.8	115.2	100.0	106.5	93.4	97.8	93.4	89.1	84.7	84.7
57.5°	130.4	106.5	113.0	95.6	100.0	89.1	93.4	89.1	82.6	80.4	80.4
60°	130.4	104.3	110.8	93.4	97.8	84.7	89.1	84.7	78.2	76.1	76.1
62.5°	136.9	108.6	113.0	95.6	97.8	84.7	86.9	80.4	73.9	73.9	71.7
65°	149.9	121.7	121.7	100.0	100.0	84.7	86.9	78.2	69.5	69.5	69.5
67.5°	163.0	134.7	132.5	106.5	104.3	84.7	84.7	73.9	65.2	65.2	65.2
70°	171.7	141.2	136.9	108.6	104.3	82.6	80.4	69.5	60.8	60.8	60.8
71°	169.5	141.2	134.7	106.5	100.0	78.2	78.2	67.4	58.7	58.7	56.5
72.5°	160.8	132.5	126.0	100.0	95.6	73.9	73.9	63.0	54.3	54.3	52.1
75°	136.9	113.0	106.5	84.7	80.4	65.2	63.0	52.1	47.8	45.6	45.6
77.5°	106.5	89.1	82.6	67.4	65.2	52.1	50.0	43.5	39.1	39.1	36.9
80°	76.1	63.0	58.7	45.6	41.3	34.8	36.9	32.6	30.4	30.4	28.2
82.5°	45.6	32.6	32.6	26.1	28.2	21.7	23.9	23.9	21.7	17.4	17.4
85°	23.9	15.2	19.6	10.9	15.2	6.5	10.9	8.7	8.7	6.5	6.5
87.5°	4.3	0.0	2.2	0.0	2.2	0.0	0.0	0.0	0.0	0.0	0.0
90°	0.0	0.0	0.0	0.0	0.0	0.0	0.0	0.0	0.0	0.0	0.0

REPORT NUMBER: P228172

CATALOG NUMBER: ISC-AF-1200-LED-E1-SL2-7050

CANDELA DISTRIBUTION (continued):

	175°	180°
0°	1297.2	1297.2
2.5°	1234.2	1236.4
5°	1149.5	1153.8
7.5°	1027.8	1034.3
10°	882.2	886.5
12.5°	695.3	695.3
15°	486.7	491.1
17.5°	341.1	343.3
20°	286.8	289.0
22.5°	256.4	258.6
25°	228.2	230.3
27.5°	197.7	199.9
30°	178.2	180.4
32.5°	160.8	163.0
35°	145.6	145.6
37.5°	134.7	134.7
40°	123.9	123.9
42.5°	117.3	117.3
45°	110.8	110.8
47.5°	104.3	104.3
50°	97.8	100.0
52.5°	91.3	91.3
55°	84.7	84.7
57.5°	78.2	80.4
60°	73.9	73.9
62.5°	69.5	69.5
65°	67.4	67.4
67.5°	63.0	63.0
70°	58.7	58.7
71°	56.5	56.5
72.5°	52.1	52.1
75°	45.6	43.5
77.5°	36.9	36.9
80°	28.2	26.1
82.5°	17.4	15.2
85°	6.5	4.3
87.5°	0.0	0.0
90°	0.0	0.0

(END OF REPORT)